



nLighten edge data center

Nottingham.

EMA1

Nottingham, known for its vibrant cultural scene, is also the largest economic area in the East Midlands. With a diverse population and a growing reputation as a hub for business start-ups and scale-ups, Nottingham attracts entrepreneurs and innovators, and it has been identified by recent studies as a top choice for aspiring business owners. Therefore, it is no surprise that nLighten runs a data center in this dynamic city, providing crucial support to the local business community and contributing to Nottingham's growing prominence in business and technology.



nLighten Nottingham.

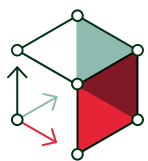
Blenheim Industrial Estate,
1 Bennerley Rd
NG6 8UY Nottingham

Location specifics.

The data center is conveniently located in the north of Nottingham, close to the M1 motorway and just 25 minutes from Nottingham City Airport. The data center has an area of 8,750 m², 4,200 kW of power, an office area and ample parking space.

Like the other nLighten facilities, the Nottingham location enables our customers to benefit from a well-connected, high-availability data center and capable of housing high-density cabinets. The data center comes with a wide range of on-site services and a growing ecosystem of partners, all there to optimally support our customers' IT environment.

Highlights.



8,750 m²

of edge data center space



4,200 kW

proposed end-state
site capacity



AI-readiness:
Design build of up to 50+ kW
rear-door cooling








Sustainability:
Commitment to a net-zero
carbon footprint



Compliance:
ISO27001 in all locations

Edge data center Nottingham Features.

 close · coupled · connected DATA CENTER	<table border="1"> <tbody> <tr> <td>Location</td> <td>Conveniently located for easy access by road and public transport</td> <td>✓</td> </tr> <tr> <td>Design</td> <td>Tier III design target</td> <td>✓</td> </tr> <tr> <td>Connectivity</td> <td>Carrier-neutral data center with diverse fibre entry points and meet-me areas</td> <td>✓</td> </tr> <tr> <td>Cooling</td> <td>Cooling and humidity design complying with ASHRAE A1 allowable category</td> <td>✓</td> </tr> <tr> <td>Compliance</td> <td>ISO27001, and programme in place for PCI-DSS, SOC1, SOC2, ISO14001, ISO 50001, ISO22301</td> <td>✓</td> </tr> </tbody> </table>	Location	Conveniently located for easy access by road and public transport	✓	Design	Tier III design target	✓	Connectivity	Carrier-neutral data center with diverse fibre entry points and meet-me areas	✓	Cooling	Cooling and humidity design complying with ASHRAE A1 allowable category	✓	Compliance	ISO27001, and programme in place for PCI-DSS, SOC1, SOC2, ISO14001, ISO 50001, ISO22301	✓	
Location	Conveniently located for easy access by road and public transport	✓															
Design	Tier III design target	✓															
Connectivity	Carrier-neutral data center with diverse fibre entry points and meet-me areas	✓															
Cooling	Cooling and humidity design complying with ASHRAE A1 allowable category	✓															
Compliance	ISO27001, and programme in place for PCI-DSS, SOC1, SOC2, ISO14001, ISO 50001, ISO22301	✓															
 POWER	<table border="1"> <tbody> <tr> <td>Redundant power with independent A and B feeds to each cabinet</td> <td>✓</td> </tr> <tr> <td>Proposed end-state site capacity</td> <td>4,200 kW</td> </tr> <tr> <td>Design power usage effectiveness (PUE) all phases</td> <td>1.29</td> </tr> <tr> <td>Standard density</td> <td>2 – 7 kW available</td> </tr> <tr> <td>High density positions up to 12 kW Air-cooling and 50+ kW rear door-cooling (AI-ready)</td> <td>New rooms</td> </tr> </tbody> </table>	Redundant power with independent A and B feeds to each cabinet	✓	Proposed end-state site capacity	4,200 kW	Design power usage effectiveness (PUE) all phases	1.29	Standard density	2 – 7 kW available	High density positions up to 12 kW Air-cooling and 50+ kW rear door-cooling (AI-ready)	New rooms						
Redundant power with independent A and B feeds to each cabinet	✓																
Proposed end-state site capacity	4,200 kW																
Design power usage effectiveness (PUE) all phases	1.29																
Standard density	2 – 7 kW available																
High density positions up to 12 kW Air-cooling and 50+ kW rear door-cooling (AI-ready)	New rooms																
 SUSTAINABILITY	<table border="1"> <tbody> <tr> <td>Heat recovery; residual redirected to local heating networks</td> <td>Feasibility study</td> </tr> <tr> <td>Commitment to a carbon-free energy footprint</td> <td>Green certificates upon request, CFE scoring commitment</td> </tr> </tbody> </table>	Heat recovery; residual redirected to local heating networks	Feasibility study	Commitment to a carbon-free energy footprint	Green certificates upon request, CFE scoring commitment												
Heat recovery; residual redirected to local heating networks	Feasibility study																
Commitment to a carbon-free energy footprint	Green certificates upon request, CFE scoring commitment																
 SECURITY	<table border="1"> <tbody> <tr> <td>Dual factor access control (pin / biometrics); five lines of defence design target</td> <td>✓</td> </tr> <tr> <td>CCTV – Full coverage, storage in compliance with local laws</td> <td>✓</td> </tr> <tr> <td>Fire suppression in the data hall</td> <td>✓</td> </tr> </tbody> </table>	Dual factor access control (pin / biometrics); five lines of defence design target	✓	CCTV – Full coverage, storage in compliance with local laws	✓	Fire suppression in the data hall	✓										
Dual factor access control (pin / biometrics); five lines of defence design target	✓																
CCTV – Full coverage, storage in compliance with local laws	✓																
Fire suppression in the data hall	✓																
 24/7 SUPPORT	<table border="1"> <tbody> <tr> <td>24/7 service desk and 24/7 access to NOC services</td> <td>✓</td> </tr> <tr> <td>24/7 remote hands</td> <td>✓</td> </tr> <tr> <td>On-site staffing</td> <td>Office hours</td> </tr> </tbody> </table>	24/7 service desk and 24/7 access to NOC services	✓	24/7 remote hands	✓	On-site staffing	Office hours										
24/7 service desk and 24/7 access to NOC services	✓																
24/7 remote hands	✓																
On-site staffing	Office hours																